



Hey, Kids!  
Booksellers!  
Librarians!  
Teachers!

Would you like to:

- (A) Get your community psyched about books?
- (B) Hear the latest Judy Moody adventure?
- (C) Dress up like Judy Moody or Stink?
- (D) Go on a treasure hunt?
- (E) Do all of the above?

If you're thinking (E)—Do all of the above—then you won't want to miss a chance to host an Incredible, Super-Galactic, All-Exciting, Way-Cool, Totally-Rare **JUDY MOODY DAY** at your local bookstore, school, or library!



**Judy Moody Day** is your chance to celebrate all things Judy and Stink (and Mouse, Toady, and Jaws). Get the scoop on everything from joining the Toad Pee Club to learning what it's like to find out that you're shrinking to saving the world one bandage at a time. If you love to read, there's a Judy Moody or Stink book waiting for you. Hardee-har-har! A way-funny story is just around the corner.

So get **IN THE MOOD** for Judy Moody Day in your neighborhood. Watch your (free!) mood ring turn purple before your very own eyes—I just know you'll be joyful-on-top-of-spaghetti-and-the-world!


Have a Moody Day!

Megan McDonald





# Judy Moody Day To-Do List:



## Before the Event \_\_\_\_\_

- ☐ Choose a date and time, and make sure your space is available.
- ☐ **Get other community groups involved!** Local teachers, youth groups, scouting organizations, and businesses may be interested in joining with you to help kids get excited about books.
- ☐ Place your order for Judy Moody and Stink books.
- ☐ **Get the word out!** Feature Judy Moody Day in your event calendar, newsletter, or local newspaper. Make sure to highlight the look-alike contest so that kids know to come in costume.
- ☐ Contact your local TV and radio stations and elected officials so that they know about Judy Moody Day, too.
- ☐ Send the Judy Moody Day e-invitation to your contacts and community groups. Don't forget to add the date, time, and location!
- ☐ Print out the Judy Moody Day flyer—making copies for your patrons to take with them—and put up Judy Moody Day signage.
- ☐ Print out copies of the activity sheets for your expected attendees and arrange for pencils, markers, ice cream (along with bowls, napkins, spoons, and scoops), and other needed materials.



## The Big Day! \_\_\_\_\_


- ☐ Set up books, event materials, and activity stations.
- ☐ Read from your favorite Judy Moody or Stink book or have kids perform readers' theater. Pages 98–107 in *Judy Moody Around the World in 8½ Days* is a great choice.
- ☐ Hold the Judy Moody and Stink look-alike contest.
- ☐ **Start the rest of the activities!** With a large crowd, it's helpful to have several activities at different stations going on at the same time.
- ☐ Distribute Judy Moody and Stink goodies to your attendees.



## After the Event \_\_\_\_\_


- ☐ Send feedback to [publicity@candlewick.com](mailto:publicity@candlewick.com).
- ☐ Post Judy Moody Day photos on your website or feature them in an upcoming newsletter.





# Are you hosting a Judy Moody Day event?

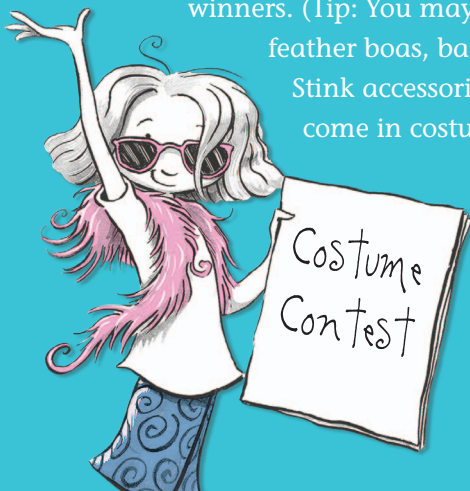
E-mail Candlewick Publicity  
at [publicity@candlewick.com](mailto:publicity@candlewick.com) to  
request additional materials that will  
make your Judy Moody Day totally  
**RARE** (while supplies last).




## Look-Alike Contest

Before the event, ask kids to come dressed as their favorite illustration of Judy Moody or Stink. Could it be Stink as the American flag? Judy in her Hawaiian Christmas outfit? From “I Ate a Shark” T-shirts and feather boas to spiky hair and measuring sticks, Judy and Stink demonstrate a unique fashion sense.

During the event, invite kids to take part in a character parade around the space, then call them up to the front of the room one by one so that they can introduce themselves and show off their costumes. A panel of independent judges can decide the winners. (Tip: You may want to have some extra feather boas, bandages, and other Judy and Stink accessories on hand for kids who don’t come in costume.)



Of course, the more categories you announce, the more winners you’ll have! Besides “best costume,” try awarding honors for “best Judy or Stink hair,” “best props,” “most fluent in Judy-speak,” and more.



## Readers' Theater

Judy has danced the tarantella in front of her class, performed in the Tenth Annual Holly Jolly Holiday Happening at her school (Stink was there, too, as a snowflake), and once portrayed a cavity in front of the whole school! Have kids take a stage—er, page—from Judy and bring out their own inner stars by performing readers’ theater based on a scene in a Judy Moody or Stink book.

Tip: pages 98–107 in *Judy Moody Around the World in 8½ Days* is a great choice, with dialogue already written out in script form.

## We All Scream for Ice Cream

Judy Moody and Stink love **Screamin’ Mimi’s** ice cream. Serve your own best Judy Moody and Stink ice cream flavors (Hint: their favorite flavors are Rainbow Mist and Chocolate Mud). Or you can call the real Screamin’ Mimi’s in Sebastopol, California, at **707-823-5902** to arrange for the authentic Judy Moody and Stink flavors. You’ll need bowls or cups, spoons, napkins, and a volunteer with a scoop!







# Treasure Hunt

You'll need scissors, markers, envelopes, a bandage, a plush or plastic toad, a pencil, a mood ring, and a plush or plastic cat.

## Before the event:

- Reproduce the following sheet several times so that you'll have one set of clues for each team. Cut out each picture, then cut up each picture into several pieces. You can determine how hard or easy the treasure hunt will be by making the pieces large or small accordingly.
- Place the pieces for each picture into a separate envelope, then bundle the envelopes so that there is a complete set of all the pictures for each team. Mark each envelope with a color or name so that it's clear which team each envelope belongs to.
- Hide the following objects around the event space: a bandage, a plush or plastic toad, a mood ring, a "Grumpy Pencil" (take an ordinary yellow pencil and draw a mad face on it in permanent marker), and a plush or plastic cat.
- Next to each hidden object, place an envelope for each team that contains the next clue. Be sure that there is one (and only one) envelope for each team at the site of any given clue.
- If you're expecting young kids or a big crowd, you can separate the space into different zones (one zone for each clue) to make the treasure hunt easier and to help with traffic flow.

## At the event:

- Divide kids into groups to create four or five teams, or arrange the activity at a station so that only four or five kids are doing the treasure hunt at a time.
- Give each team one envelope (it's best to give each team a different picture to start with). Teams must put the pieces together to determine what they're looking for. After they find the object, they'll pick up the next clue.
- When a team finishes the treasure hunt, you may want to give them a prize. One idea is to make extra copies of the "Congratulations" card so that you can hand one to each child as a certificate of completion.



Here?



Or here?



Maybe here?



How about here?




Hmm...



Where?

# Treasure Hunt Pictures



## Congratulations

and welcome

to the

### Moody Hall of Fame!

You've completed  
the Judy Moody Day treasure hunt!



# Make a Mood Ring



Read about Judy's mood ring in *JUDY MOODY PREDICTS THE FUTURE*. When the mystery prize in a box of cereal is a mood ring, Judy closes her eyes and imagines it turning purple, for "Joyful, On Top of the World" — but maybe the mood ring knows Judy's mood better than she does! Now you can make your own mood ring to perfectly match your mood.

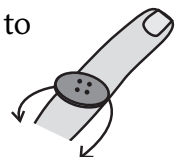
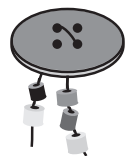
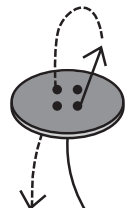


## You'll need:

- An assortment of different colored buttons
- Pipe cleaners or elastic
- Beads (optional)
- Scissors
- A helpful adult

## To do:


1. Pick a button that matches your mood. Refer to Judy's Mood Ring Guide for each color's significance. See lower left corner.
2. With a pipe cleaner for younger children, elastic for older ones, thread the button by pushing up from the bottom of one buttonhole and back down through another hole.
3. To make the ring fancier, you can string beads on either side of the button (optional).
4. Place the button on the front of your finger, and have a friend or adult tie the elastic or twist the pipe cleaner to fit the ring to your finger.  
**Remember to make the ring big enough so that it can slide on and off your finger!**
5. Cut off any excess pipe cleaner or elastic. Bend the sharp ends of the pipe cleaner so they won't scratch.





# Create a "Me Collage"

When Judy Moody's teacher, Mr. Todd, assigns a project he calls a "Me collage," Judy thinks it sounds fun (although she doesn't say so). Mr. Todd tells his students to make a collage that is "all about YOU." He says to "draw or cut out pictures or paste things to your collage that tell the class what makes you YOU." Think for a while about what makes you YOU. Then start gathering materials to create your own Me collage. Use ideas from Mr. Todd's list—and any other categories you can think of! Paste your collage to a big piece of poster board.



my family • my favorite pet •

my favorite food • my best friend • clubs / belong to •

hobbies • the worst thing that ever happened to me • the funniest thing that ever happened to me




# How To Draw Judy Moody



by Judy Moody artist

Peter H. Reynolds

Start  
with a  
letter "U."



Add the  
swoopy  
hair?



Add  
3 or 4  
bits of  
hair on  
each side.



Add her  
famous curl!



Flat "u"  
nose and  
mouth



Dot eyes



Add shading.

Add her neck  
and collar.

I've started—  
you can  
finish!



Have you read all the Judy Moody books? Learn more at [www.candlewick.com](http://www.candlewick.com)







# Go on a Judy Moody Word Search!



U P E M O S E W A Y L D A O T B R J A U L  
 J U C S T J V N Z L R A E P K N A R F J Y  
 O W H E D D A G E T B E T T A K P E A O D  
 R C O R E M S Y U T S E R O F N I A R R W  
 S N U R T D C O A T S U G L S B V Z X S X  
 P W D H U B P R E C Y C L E T R Y S B P T  
 A W I W T I A R A D R Y S Y I V F C R A O  
 J P N R Y X Z A T Z W E P T N B O R S C P  
 U P I H E N S G V O Y P E S K A R E A E A  
 D R A Y E P Q D R R D S C L V S M A P N T  
 Y T K R F M U W E A X L T O A T L M E T O  
 M H M N T J A G D S R E B R W I O I B I T  
 O E F U I Y A F H A N E I B I U O N U P I  
 O N K S W L L F F Y P I W N S P N M L E G  
 D O G W L C H F L O A N U E A E S I C D E  
 Y N T O V Y K T S K L I S L P Z X M E E R  
 J O C S K J V N Z U T L P L Q K E I E J B  
 O W B C T B L E M E N T A M N K P S P O E  
 P T O L W K O R S O M E T H I N G T D P E  
 F R E T H A G R I A N S V A L L T M A F T  
 N H I D R A W A E F F A R I G H O E O N L  
 M D M R T O D D U A R E T M S W K L T J E  
 H R H C N I F A C I S S E J S W Y B V M P

rare  
 or something  
 collage  
 Stink  
 Judy Moody  
 Mr. Todd

Frank Pearl  
 Mouse  
 Rocky  
 Venus flytrap  
 Hedda Get Betta  
 Toad Pee Club

tiara  
 hall of fame  
 recycle  
 Houdini  
 centipede  
 Jessica Finch

Crazy Strips  
 tiger beetle  
 rain forest  
 Screamin Minis  
 Giraffe Award  
 toadly awesome




Get in a Judy Moody mood!

You're  
invited to

# Judy Moody Day

RARE!



Celebrate the  
hilarious, award-winning  
**Judy Moody** and **Stink**  
series by Megan McDonald  
and Peter H. Reynolds.

- Come in your best Judy Moody or Stink costume to enter the look-alike contest
- Join in our Judy Moody and Stink treasure hunt
- Create totally awesome crafts that you can take home

Don't miss this **free**  
celebration of books,  
family, and fun! **Rare!**

DATE + TIME: \_\_\_\_\_

PLACE: \_\_\_\_\_

[www.judymoody.com](http://www.judymoody.com)

[www.stinkmoody.com](http://www.stinkmoody.com)

  
CANDLEWICK PRESS  
[www.candlewick.com](http://www.candlewick.com)

Get in a Judy Moody mood!  
It's Judy Moody Day!



Celebrate  
the **Judy Moody**  
and **Stink** series  
by Megan McDonald  
and Peter H. Reynolds.

Come dressed in a  
**Judy Moody** or **Stink**  
costume and enter the  
look-alike contest



Don't miss this **free** celebration  
of books, family, and fun! **Rare!**

DATE + TIME: \_\_\_\_\_

PLACE: \_\_\_\_\_

[www.judymoody.com](http://www.judymoody.com)

[www.stinkmoody.com](http://www.stinkmoody.com)

Judy Moody®. Judy Moody is a registered trademark of Candlewick Press, Inc. Illustrations  
copyright © 2008 by Peter H. Reynolds • Judy Moody font copyright © 2004 by Peter H. Reynolds

Get in a Judy Moody mood!  
It's Judy Moody Day!



Celebrate  
the **Judy Moody**  
and **Stink** series  
by Megan McDonald  
and Peter H. Reynolds.

Come dressed in a  
**Judy Moody** or **Stink**  
costume and enter the  
look-alike contest



Don't miss this **free** celebration  
of books, family, and fun! **Rare!**

DATE + TIME: \_\_\_\_\_

PLACE: \_\_\_\_\_

[www.judymoody.com](http://www.judymoody.com)

[www.stinkmoody.com](http://www.stinkmoody.com)

Judy Moody®. Judy Moody is a registered trademark of Candlewick Press, Inc. Illustrations  
copyright © 2008 by Peter H. Reynolds • Judy Moody font copyright © 2004 by Peter H. Reynolds

Get in a Judy Moody mood!  
It's Judy Moody Day!



Celebrate  
the **Judy Moody**  
and **Stink** series  
by Megan McDonald  
and Peter H. Reynolds.

Come dressed in a  
**Judy Moody** or **Stink**  
costume and enter the  
look-alike contest



Don't miss this **free** celebration  
of books, family, and fun! **Rare!**

DATE + TIME: \_\_\_\_\_

PLACE: \_\_\_\_\_

[www.judymoody.com](http://www.judymoody.com)

[www.stinkmoody.com](http://www.stinkmoody.com)

Judy Moody®. Judy Moody is a registered trademark of Candlewick Press, Inc. Illustrations  
copyright © 2008 by Peter H. Reynolds • Judy Moody font copyright © 2004 by Peter H. Reynolds

Get in a Judy Moody mood!  
It's Judy Moody Day!



Celebrate  
the **Judy Moody**  
and **Stink** series  
by Megan McDonald  
and Peter H. Reynolds.

Come dressed in a  
**Judy Moody** or **Stink**  
costume and enter the  
look-alike contest



Don't miss this **free** celebration  
of books, family, and fun! **Rare!**

DATE + TIME: \_\_\_\_\_

PLACE: \_\_\_\_\_

[www.judymoody.com](http://www.judymoody.com)

[www.stinkmoody.com](http://www.stinkmoody.com)

Judy Moody®. Judy Moody is a registered trademark of Candlewick Press, Inc. Illustrations  
copyright © 2008 by Peter H. Reynolds • Judy Moody font copyright © 2004 by Peter H. Reynolds