



Judy Drewdy Detective Kit



JUDY DREWDY DETECTIVE KIT CHECKLIST

Ready to crack the case? Make sure you're prepared with the right equipment! Here are some mystery-busting items you may want to pack in your way-official detective kit.



- ☐ nail polish
- ☐ tweezers
- ☐ bobby pin (for picking locks)
- ☐ binoculars
- ☐ telescope
- ☐ sunglasses
- ☐ fake noses
- ☐ walkie-talkies (for communicating with your chums, aka other detectives)
- ☐ compact (powder and mirror)
- ☐ eyebrow pencil (for drawing fake mustaches)

- ☐ flashlight
- ☐ notebook and pencil (to record clues)
- ☐ magnifying glass
- ☐ duct tape
- ☐ zip-top bag (for collecting evidence)
- ☐ disguise
- ☐ money
- ☐ French dictionary (in case you have to communicate with French-speaking bad guys)
- ☐ red lipstick (useful for writing SOS when you're in trouble)



TEST YOUR DETECTIVE SKILLS!

Observation Test

To be an honest-to-jeepers detective, you need super-sharp powers of observation. Test your eagle eyes by looking at the image below. After ten seconds, try to answer the questions below without looking at the picture. How many can you answer?



1. What is the name of the store shown in the picture?

2. What letter appears on the grocer's apron? _____

3. What object is Judy holding?

4. How many cars can you see in the parking lot? _____

5. What does the sign in the store window say? _____

6. What is Frank holding?

7. What is Stink doing?

Answers: (1) Speedy Market, (2) K, (3) magnifying glass, (4) six, (5) Sale, (6) notebook and pencil, (7) looking under cars.



KNOW THE CODES!

Master The Book Code

Every good detective knows how to read in code. Are you an amazing enough sleuth to decipher this message?



Using a copy of *Judy Moody, Girl Detective*, translate the Book Code to the right. The first number in each line refers to the page number, the second number refers to the line number, and the third number refers to the word position in the line. For example, the first word in the coded phrase can be found on page 138, line 8, word 2.


138	8	2
44	14	6
61	11	3
(65	1	5
65	1	6
17	12	3
124	14	4
65	2	3)!

ANSWER: You are a WBMS (world's best mystery solver)!

Crack The Keyboard Code

Can you decode this Keyboard Cipher? Using a computer keyboard, find each letter below and move one key to the right. For example, *H* in the code below stands for *J*, the letter directly to the right on a keyboard. For letters or numbers at the end of a row, such as *L*, wrap around to the beginning of the same row, so *L* would stand for *A*.

Swrxrucw Hyst
Sewqst ua ib rgw
xlaw



ANSWER: Detective Judy Dredgy is on the case!



BE A DETECTIVE IN YOUR OWN HOME!



Dusting for Fingerprints

What you'll need: talcum powder or cornstarch, a soft paintbrush or makeup brush, clear tape, dark-colored paper

- ☞ Smooth surfaces work best when dusting for fingerprints, so choose something like a doorknob, mirror, or table. (Check with an adult to make sure it's OK to test your surface.)
- ☞ Sprinkle a small amount of powder or cornstarch on the surface you'd like to test. If someone has touched the surface recently, the powder will stick to the oils left behind by the person's fingers.
- ☞ Use the brush to gently wipe off any excess powder.
- ☞ The powder that remains will show a fingerprint. Cut a piece of tape large enough to cover the surface of the fingerprint and press down, sticky-side down.
- ☞ Lift up the tape (along with the fingerprint) and carefully press down onto a sheet of dark paper. You've collected your first fingerprint!

Writing with Invisible Ink

What you'll need: Lemon or lemon-juice concentrate, bowl, paper, paintbrush or cotton swab, sunlight or heat source


- ☞ Squeeze juice from a lemon or pour lemon-juice concentrate into a bowl.
- ☞ Using a paintbrush or cotton swab dipped in the lemon juice, write your secret message on the paper.
- ☞ Let the lemon juice dry.
- ☞ To read the message, hold the paper up to the sunlight, a light bulb, or a hairdryer (with help from an adult). The heat will cause the lemon juice to turn brown, and you or a friend can read the secret message!



PUT ON YOUR THINKING CAP!


Solve The Cookie Case!

Judy, Stink, Officer Kopp, and Mr. Chips all have a different favorite cookie: peanut butter, lemon, chocolate chip, and chocolate. Use your detective thinking (and the grid below) to figure out which person likes which type of cookie based on the evidence written in the notebook.



	Peanut Butter	Lemon	Chocolate Chip	Chocolate
Judy				
Stink				
Officer Kopp				
Mr. Chips				

ANSWERS: Judy=chocolate chips; Stink=chocolate; Officer Kopp=lemon; Mr. Chips=peanut butter



Collecting clues

What can you sleuth out by just examining the cover of a book?

🕵️ Judy Moody, Girl Detective is number ____ in the Judy Moody series.

🕵️ The author of Judy Moody, Girl Detective is:









🕵️ The illustrator of Judy Moody, Girl Detective is:

ANSWERS: 9, Megan McDonald, Peter H. Reynolds



JUDY DREWDY'S

Rules for Being a Good Detective

-  Never leave home without a bobby pin.
-  Never solve a mystery on an empty stomach.
-  Don't be afraid to ask for help.
-  Always keep a sense of humor.
-  Do not get in a bad mood.
-  Remember that everyone's a suspect.
-  Never give up.
-  Remember that a detective's work is never done.

