

JUDY MOODY and the Bucket List

by Megan McDonald illustrated by Peter H. Reynolds

Drumroll, please: Judy Moody is about to become a poop-scooping, hinny-riding, one-girl-band virtuoso as she tackles her very own bucket list.

About the Book

Judy is visiting Grandma Lou one day when she accidentally finds an uber-mysterious list of activities—a bucket list! It gives Judy an idea: How rare would it be if she made her own way-official bucket list of all the things she wants to do . . . before she starts fourth grade? Pretty soon Judy is off and running, trying to cross off all her goals: learn to do a cartwheel, invent something rad, go to Antarctica (the real one), ride a horse—the list goes on. But what happens if Grandma Lou achieves everything on her list? Does that mean she'll be ready to . . . kick the bucket?

Common Core Connections

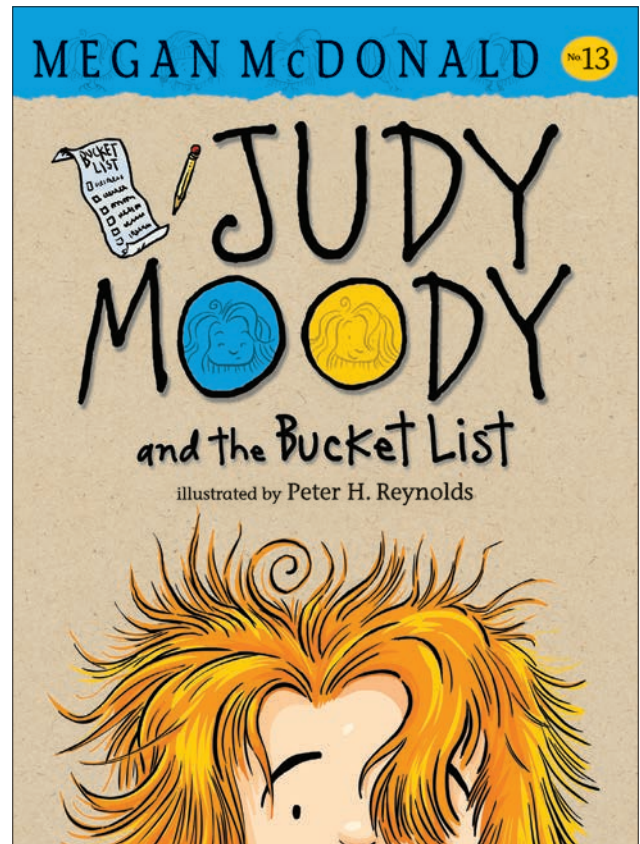
H.T.T. (Hi There, Teachers),

Everyone's favorite Moody girl is back and ready to tackle an all-new adventure—one that involves a way-official not-yet-fourth-grade kick-the-bucket bucket list.

Filled with book-specific activities aligned to the Common Core State Standards, this guide provides buckets of learning fun. You can be sure that these activities based on *Judy Moody and the Bucket List* will add some thrill-a-delicious ideas to augment your list of reading lessons! *Ba-dum-pum-ching!*



CANDLEWICK PRESS
www.candlewick.com



HC: 978-0-7636-7995-8

Also available as an e-book and in audio



COMMON CORE CONNECTIONS

Speaking and Listening

Add drawings or other visual displays to stories or recounts of experiences when appropriate to clarify ideas, thoughts, and feelings.

Recount or describe key ideas or details from a text read aloud or information presented orally or through other media.

Ba-dum-pum-ching!

With her dad's old drum set, Judy Moody hits the music scene full-force. Have your students design a concert poster featuring Judy Moody and the Electric Drumsticks. Encourage them to create images in whatever medium they choose depicting Judy playing the drums. Make sure they include a date, place, and time of the concert. Then invite students to share their groovy posters with the class.



COMMON CORE CONNECTIONS

Writing Standards

Write narratives in which they recount a well-elaborated event or short sequence of events, include details to describe actions, thoughts, and feelings, use temporal words to signal event order, and provide a sense of closure.

The Ghost in the Junk Room

Judy Moody is so afraid of Grandma Lou's junk room that she never-not-ever wants to go in it again. (Hey, you would be scared, too!) But Judy eventually conquers her fear and realizes that Otis the ghost is just a bedsheet. Ask your students to write their own ghost stories starring characters from the Judy Moody series. Have students read their stories to the class, then hold a vote to choose the scariest one.



COMMON CORE CONNECTIONS

Speaking and Listening

Add drawings or other visual displays to stories or recounts of experiences when appropriate to clarify ideas, thoughts, and feelings.

Recount or describe key ideas or details from a text read aloud or information presented orally or through other media.

Judy Moody, Pooper Scooper

The Majestik Dude (more like *Dud*) Ranch looks a lot better in the brochure than in real life. That particular brochure is either outdated or exaggerates its offerings, but brochures in general are a great way to present information. Have your students create brochures for Judy Moody, Pooper Scooper. Instruct them to feature details about Judy's business, lists of her services and prices, images, contact information, hours of operation, and why Judy's poop-scooping business is number one. Then have students take turns presenting their brochures to the class.

COMMON CORE CONNECTIONS

Research to Build and Present Knowledge

Participate in shared research and writing projects.

Writing Standards

Write informative/explanatory texts in which they introduce a

A Lasting Legacy

One of Stink's heroes, Linda Gormezano, led a fascinating life. Among other things, she was a real-life Polar Bear Poop Tracker. Ask your students to research Linda Gormezano. Have them conduct their research on the Internet and choose something about her work that interests them. Then instruct them to write an essay about her contributions to science and the legacy she left behind. Invite students to share their essays with the class.

topic, use facts and definitions to develop points, and provide a concluding statement or section.

Speaking and Listening

Recount or describe key ideas or details from a text read aloud or information presented orally or through other media.

COMMON CORE CONNECTIONS

Speaking and Listening

Add drawings or other visual displays to stories or recounts of experiences when appropriate to clarify ideas, thoughts, and feelings.

Recount or describe key ideas or details from a text read aloud or information presented orally or through other media.

COMMON CORE CONNECTIONS

Speaking and Listening

Engage effectively in a range of collaborative discussions.

COMMON CORE CONNECTIONS

Speaking and Listening

Engage effectively in a range of collaborative discussions.

Recount or describe key ideas or details from a text read aloud or information presented orally or through other media.




Incredible Inventions

One of the items on Judy Moody's bucket list is to invent something. Judy quickly identifies a need for something (an ouchless hairbrush), then gets to work making one. Ask your class to come up with inventions for items that will make their lives easier. Like Judy's Porcupainless Brush, the inventions do not have to be practical (or even probable) — just creative and able to fill a void in the current marketplace. Have your students write a paragraph about their inventions, then draw a picture of it and write five facts about it around the illustration. Invite them to share their inventions with the class.

Make a Difference

Inspired by Grandma Lou, Judy decides to donate her Go-to-Antarctica money to the library. By donating the money in her piggy bank, Judy Moody makes a difference. The library is closer to its fund-raising goal thanks to Judy's contribution. Help your class make a difference, too. As a group, discuss how you can help a cause or someone in need. Together, make a plan to help. The plan does not have to involve monetary contributions. Students can do things like tutor younger students, clean the library or cafeteria, send cards to soldiers or kids in hospitals, or even take a field trip to a nursing home to brighten someone's day.




10 Things You May Not Know About . . .

At the end of *Judy Moody and the Bucket List*, author Megan McDonald and illustrator Peter H. Reynolds list ten things that readers may not know about them. Reread these lists to your class, then ask students to create a list of ten things their classmates may not know about them. Invite students to share their lists with the rest of the class.

A Very Judy Moody Crossword

Lightbulb! Use the clues below to complete the crossword puzzle about some of the rare moments from *Judy Moody and the Bucket List*.



ACROSS

1. Judy's grandma's name
4. Half horse and half donkey
6. The combined name of the cowhands
7. Musical instrument Judy learns to play
9. Mind-altering amphibian
12. Izzy shows Judy how to do a _____.
13. Judy saves her money so she can visit this place
14. Judy's Ouchless Hairbrush
16. The F.D.O.'s name
17. H.H.F.F. stands for this

DOWN

2. The name of the "ghost" in the basement
3. Where Judy donates her money
5. Where Judy stores her money
8. After Judy gets triple stickers, Rocky calls her the Queen of this
10. Judy did this in Tumbleweed's saddle
11. Dude ranch name
15. Another word for poop



Name

Date

My Bucket List

My Bucket List

-
-
-
-
-
-
-
-
-
-
-
-
-
-
-
-
-



Too-Cool-for-School Contractions

With a little help from Stink and his catchy song, Judy Moody goes from a can'traction malfunction to the Queen of Contractions. Turn the following words into contractions to see if you are/you're able to get a triple-sticker trifecta, too. E.C. (Extra Credit) if you sing the contraction song while contracting!



We are

I will

you would

should not

she has

that is

did not

They have

who is

I am

could not

was not

They are

he will

let us

is not

There is

are not



V.I.A. (Very Important Abbreviations)

Judy Moody loves to abbreviate phrases. Think like Judy and decipher these abbreviations found in *Judy Moody and the Bucket List*. Then use the extra lines to make your own.

M.M.

P.H.R.

V.I.L.

V.I.B.L.

F.D.O.

P.B.P.T.

H.H.F.F.

B.L.B.

T.P.

U.S.



Answer Key

A Very Judy Moody Crossword

ACROSS: 1. LOU; 4. HINNY; 6. WHIPLASH; 7. DRUMS; 9. HYPNOTOADY;
12. CARTWHEEL; 13. ANTARCTICA; 14. PORCUPAINLESS; 16. IZZYAZUMI;
17. HANDHANDFOOTFOOT
DOWN: 2. OTIS; 3. LIBRARY; 5. PIGGYBANK; 8. CONTRACTIONS; 10. FELLASLEEP;
11. MAJESTIK; 15. SCAT

V.I.A. (Very Important Abbreviations)

M.M. = Megan McDonald; P.H.R. = Peter H. Reynolds; V.I.L. = Very Important List;
V.I.B.L. = Very Important Bucket List; F.D.O. = Future Dog Owner; P.B.P.T. = Polar Bear Poop
Tracker; H.H.F.F. = Hand Hand Foot Foot; B.L.B. = Bucket List Bummer; T.P. = Toad Pee;
U.S. = United States

Visit www.judymoody.com for more
teachers' guides, downloadable reading
logs, sample chapters, and more!



About the Author

Megan McDonald is the creator of the popular and award-winning Judy Moody and Stink series. She is also the author of three Sisters Club stories, two books about Ant and Honey Bee, and many other books for children. She lives in Sebastopol, California, where she is a member of the Ice-Cream-for-Life Club at Screamin' Mimi's.



About the Illustrator

Peter H. Reynolds is the illustrator of the Judy Moody and Stink books and the author-illustrator of *The Dot*, *Playing from the Heart*, and many other titles. Born in Canada, he now lives in Dedham, Massachusetts, where he is part owner of a children's book and toy shop called the Blue Bunny.