



## Hello, booksellers and librarians!

Judy Moody and her little brother, Stink, are back for another full-color adventure. So hold on to your umbrella and stock up on marshmallows because this time Hurricane Elmer is in town. Judy and Stink and the whole Moody family—including Grandma Lou and her menagerie—hunker down with beans and batteries, ready to wait out the storm. But along with massive rain and strong winds, Hurricane Elmer throws down ghosts, squirrels, and aliens. Spooky!


Just when things couldn't possibly get any freakier—*flicker, flicker, gulp!*—the lights go O-U-T out, and the Moodys are smack-dab in the middle of a big bad blackout. Grandma Lou proposes musical board games and some good old-fashioned storytelling. Will Hurricane Elmer may go down in Moody family history as bad news, a happy memory, or simply an LBS (Long Boring Story)? You'll have to read the book to find out.

## Host a Spooky Lights-Out Big Bad Blackout Event

Invite your young readers to a Big Bad Blackout event at your store or library. If at all possible, darken the gathering space or strategically hang blankets to block out the light and prepare for your attendees by gathering flashlights. To set the mood, flashlights can be set on the floor, perched on shelves, and tucked into bookcases to create interesting shadows and unexpected pockets of light. You may also want to play a recording of storm sound effects and hang lightning bolts and strings of acetate or cellophane raindrops from the ceiling.

Once your attendees are assembled, read the first chapter of the book aloud, then launch into several of the creative activities involving storytelling, shadow puppets, flashlight charades, and more.

Remember, the power is out and the fun is in high gear!



HC: 978-0-7636-6520-3 • \$14.99 (\$17.00 CAN)  
E-book: 978-0-7636-7032-0 • \$14.99 (\$17.00 CAN)

Megan McDonald  
illustrated by  
Peter H. Reynolds



CANDLEWICK PRESS  
www.candlewick.com

Event kit prepared by Toni Buzzeo, MA, MLIS, certified school librarian and author of picture books for children as well as professional books for librarians and educators.

**For more activities, please visit [www.judymoody.com](http://www.judymoody.com) and [www.stinkmoody.com](http://www.stinkmoody.com)**

Judy Moody & Stink: The Big Bad Blackout Event Kit • Candlewick Press • [www.candlewick.com](http://www.candlewick.com)

Illustrations copyright © 2014 by Peter H. Reynolds. Judy Moody font copyright © 2003 by Peter H. Reynolds. Judy Moody®. Judy Moody is a registered trademark of Candlewick Press, Inc. Stink®. Stink is a registered trademark of Candlewick Press, Inc.

Judy & Stink Fans  
Come if you DARE!

# The Big Bad Blackout Event



Date: \_\_\_\_\_

Time: \_\_\_\_\_

Location: \_\_\_\_\_

\_\_\_\_\_

**REMEMBER: No Power Allowed!**



## BLACKOUT ACTIVITIES

All activities can take place in a darkened room for added fun!

### Musical Board Games

*Materials: a variety of board games and flashlights (one per game), radio/music player*

Stage the Musical Board Games that Grandma Lou introduces Judy and Stink to by setting up four or more board games around the room. Ask children to choose the game they would like to play first. Then turn on some music as you would in Musical Chairs and allow players to play for a predetermined amount of time. When the music stops, instruct children to move to the game on their right. Allow children to continue playing until all have had a chance to play each game at least once.

### Flashlight Charades

*Materials: handheld flashlights*

Divide the kids into two teams. Direct each team or an individual from each team to act out a favorite book title, using the flashlight as part of the charade, either as a prop or to make shadow hand puppets. The other team must try to guess the book title.



### Blackout Puppets


*Materials: flashlight, screen or suspended sheet, shadow puppets (optional)*

In your darkened room, project a light onto a flat surface using a flashlight. Show children how to hold their hands close to the light to create such shapes on the screen as a dog, a bird, or a rabbit. Or, if time allows, cut out shapes and characters to stage a shadow-puppet play. You can find patterns online by searching for "shadow puppet templates for kids."

### Mummy Hand Wrap

*Materials: rolls of white crepe paper*

Judy and Stink try mummy hand-wrapping while the power is out. Invite your attendees to try it too. Pair children together, give each pair a roll of crepe paper, and explain that one of them will have their hands mummy-wrapped by the other. If time allows, vote on the best mummy-wrapping and have a prize ready for the winning team.



### Crash Landing on the Roof

When the storm begins with a *Bump! Thwump!* Judy and Stink speculate about what's landed on the roof. A ghost? A giant bionic squirrel? All of Santa's reindeer? Invite kids to brainstorm an increasingly outrageous list of all of the things that might have landed on that roof!

### Whose Pet?

*Materials: drawing paper, colored markers*

Grandma Lou generously offers to bring her neighbors' pets to Judy and Stink's house to weather the storm while the owners head for a local shelter. So Grandma Lou arrives with her dog, Pugsy; a caged ferret named Milo; and a corn snake named Candy Cane. But things could have been much, much worse. Invite kids to draw a picture of Grandma Lou driving up in her yellow Mini with the red kayak on top like the illustration on page 24, but with additional animals of their choice appearing through the windows of the car or tied to its bumpers.



### No Blinking Allowed!

One of the key ingredients of a good blackout activity is that it requires no electricity. Many of the best activities also require no materials. The stare-down contest that Judy and Stink have is one of those. Invite your attendees to join in the fun. Pair children of similar ages, then give them these simple directions: In a stare-down contest, the person who stares into the other's eyes for the longest time without blinking is the winner. On your marks, get set, go!






## MESSAGE IN A BOTTLE

*Materials: bottles, 4" x 4" slips of paper*

During the storm, Grandma Lou helps Judy and Stink write messages in code and launch them in a bottle into the rising waters of the storm. Using the code chart below, write your own message on a slip of paper and seal it in a bottle.



	A □	B △	C ○	D ◇	
E ♥	F ♠	G ♣	H ☆	I ☀	J ☾
K ✓	L ✕	M +	N ✱	O ✻	P ✧
Q D	R C	S ↓	T ↑	U ▽	V ▭
	W ∞	X ⬠	Y ⬡	Z ~	



# NAME THAT HURRICANE!

Did you know that the World Meteorological Organization develops an approved list of twenty-one names for tropical storms/hurricanes each year? The names are assigned in alphabetical order, alternating male and female names. After six years, the names are reused, but the names of especially severe storms can never be used again.

Pretend you are on the World Meteorological Organization's naming committee. Choose twenty-one names, alternating between male and female names. Share your list!



A		L	
B		M	
C		N	
D		O	
E		P	
F		R	
G		S	
H		T	
I		V	
J		W	
K			



## A DARK, DARK STORY

During the first night of the blackout, the Moody family tells stories. Judy tells a “Dark, Dark” story. Listen to the version of the story Judy tells (pages 81–83), then write your own version by filling in the blanks below.



Once there was a hurricane named \_\_\_\_\_ that came to \_\_\_\_\_,  
NAME CITY  
 \_\_\_\_\_.  
STATE

The winds blew—*wooooooh*—and all the lights went out.

Down a dark, dark street called \_\_\_\_\_, there was a dark, dark \_\_\_\_\_.  
STREET NAME NOUN

And the dark, dark \_\_\_\_\_ had a dark, dark \_\_\_\_\_.  
NOUN NOUN

Behind the dark, dark \_\_\_\_\_ was a dark, dark \_\_\_\_\_.  
NOUN NOUN

And down the dark, dark \_\_\_\_\_ were some dark, dark \_\_\_\_\_.  
HALL PLURAL NOUN

At the top of the dark, dark \_\_\_\_\_ was an even darker \_\_\_\_\_.  
SAME PLURAL NOUN NOUN

At the end of that dark, dark \_\_\_\_\_ was an even darker \_\_\_\_\_.  
SAME NOUN NOUN

Behind the dark, dark \_\_\_\_\_ were dark, dark \_\_\_\_\_ that went up  
NOUN PLURAL NOUN  
 to a dark, dark \_\_\_\_\_.  
NOUN

In the dark, dark \_\_\_\_\_ was a dark, dark \_\_\_\_\_.  
SAME NOUN NOUN

And in the dark, dark \_\_\_\_\_ was a dark, dark \_\_\_\_\_.  
SAME NOUN NOUN

From the dark, dark \_\_\_\_\_ came a dark, dark rattling sound like the sound of dry  
SAME NOUN  
 bones.

And when the dark, dark \_\_\_\_\_ was opened, out came a/an \_\_\_\_\_!  
SAME NOUN NOUN